

Cleanroom Equipment Guide

Stainless Steel



All Products Available In

Type 316L & 304

Stainless Steel



Welcome to Bosio Metal Specialties, Inc.

This catalog highlights our best-selling products. All can be customized to your exact specifications.

By controlling the manufacturing process, we can offer custom products at standard off-the-shelf prices.

All products are proudly Made in the U.S.A.

**Type 316L & 304
Stainless Steel**



Table of Contents

Cleanroom Carts -----	4
Weight Carts-----	6
Cleanroom Desks-----	7
Cleanroom Workbenches-----	8
Gowning Benches with shoe storage-----	9
Gowning Benches-----	10
Airlock Accessories-----	11
Drum Dollies-----	12
cGMP Quality Tables-----	14
Scale Tables-----	15
Adjustable Height Tables-----	16
Laminar Flow Tables-----	17
Bio Process Trays-----	18
Tall Storage Cabinet-----	19
Sanitary Hose Hangers-----	20

Cleanroom Carts



Enclosed Transport Cart

Model 008769

Fully welded construction

All stainless-steel hardware

Non marking wheels

Adjustable interior shelf

Available in Type 304 or 316
Stainless steel



Two-Drawer Utility Cart

Model 008473

Fully welded construction

All stainless steel hardware

Non marking wheels

Drawers with stainless-steel slides

Available in Type 304 or 316
stainless steel



Small Rolling Table

Model 008185

Fully welded construction.

Shown with marine edge (optional)

Non-marking cleanroom wheels.

Available in Type 304 or 316
stainless steel

Cleanroom Carts



Cleanroom Tool Box

Model 008168

Fully welded construction.

Pull out stainless steel peg boards for hanging tools

Flat work surface

Non-marking wheels.

Available in Type 304 or 316 stainless steel



Mobile Cabinet

Model 007574

Fully welded construction.

Two large doors with pull-out drawer

Lower bottom shelf

Non-Marking
Wheels

Available in Type 304 or 316
stainless steel



Tray Cart

Model 007984

Fully welded construction

Four removable trays accessible from either side of cart

Non-Marking Wheels.

Available in Type 304 or 316 stainless steel

Weight Carts



Calibrated Scale Cart
Model 008326

All stainless-steel construction

Custom weight sizes

Class 4 traceable certs

Non-marking wheels.

Available in Type 304 or 316 stainless steel



Weight Storage Cart
Model 007456

All stainless steel

Removable lid construction

Custom weight sizes available

Available in Type 304 or 316 stainless steel



Securable lid to prevent tampering

Non marking wheels

Cleanroom Desks



Stand-up Foreman's Desk

Model 007745

All stainless-steel construction

Available with or without wheels

Available in type 304 or 316 Stainless Steel



Workstation Desk

Model 008955

Slot next to drawer for PC

All stainless steel construction

Available with or without wheels

Available in Type 304 or 316 stainless steel



Multiple-Drawer Desk

Model 008691

All stainless steel construction

Available with or with out wheels

Available in Type 304 or 316 stainless steel

Cleanroom Workbenches



Desk With Cabinet Hutch
Model 008954

All stainless-steel construction

Ten Drawers

Available with or without wheels

Available in type 304 or 316 stainless steel



Desk With Bookshelf Hutch
Model 008104

All stainless steel construction

Large work surface

Available with or with out wheels

Available in Type 304 or 316 stainless steel



Mobile Cabinet
Model 008104

2 drawers/2 Doors

All stainless steel construction

Available with or with out wheels

Available in Type 304 or 316 stainless steel

Gowning Benches With Shoe Storage



4 Ft Shoe Storage Bench
Model 007781

8 shoe compartments

rolled front edge

Securable to floor or wall

Available in type 304 or 316
stainless steel



6 Ft Shoe Storage Bench
Model 006783

12 Equal compartments for shoe
storage

Rolled front edge

Can be fastened to floor

Available in Type 304 or 316
stainless steel



3 Ft Shoe Storage Bench
Model 007037

3 shoe compartments

Perforated bottom

Available in Type 304 or 316
stainless steel

Gowning Benches



Pedestal Bench

Model 006124

Floor mount

Rolled-edge seating surface

Available from 3' - 10'

Available in Type 304 or 316 stainless steel



ADA Pedestal Bench

Model 008236

Extra-high seating level

Floor mount

Rolled-edge seating surface

Available from 3' to 10'

Available in Type 304 or 316 stainless steel



Gowning Bench

Model 008956

Rolled-edge seating surface

Mounts to floor (option)

Available from 3' to 10'

Airlock Accessories



Multiple PPE Dispenser

Model 008104

Storage for:

- Hair nets
- Booties
- Safety glasses
- Sterile gloves

Fully configurable



PPE Dispenser

Model 008957

Holds multi-size hair nets and safety glasses

Custom sizes to match your PPE



Folded Booties Dispenser

Model 008958

Sterile gloves or any PPE
that is flat

Custom sizes to match your PPE

2 units shown

Airlock Accessories



Wall Mount Log Book Holder

Model 00894603

Weep holes in bottom

Keyhole slot installation



Cleanroom shelf

Model 006937

Fully welded construction

Rolled front edge

Available in all sizes



Cleanroom Mirror

Model 008032

All stainless steel no glass

Available in all sizes

Cleanroom Drum Dollies



Safe T Dolly With Handle
Model 008216

Fits 200L Bio-process drums

Fits standard 55 ga drums

Available with non-conductive wheels

Available in Type 304 or 316 stainless steel



Safe T Dolly
Model 00882402

Fits 200L bio-process drums

Fits standard 55 ga drums

Available in Type 304 or 316 stainless steel



Safe T Dolly
Model 00882403

Fits 100L bio-process drums

Available in Type 304 or 316 stainless steel

cGMP Quality Tables



cGMP Table

Model 008817

All stainless-steel construction

Available with wheels or adjustable feet

Available in Type 304 or 316 stainless steel



- Sealed underside for ease of cleaning

Swivel locking wheels



Sealed backplash to prevent contamination

Scales Tables



Scale Table

Model 008037

High-density solid core

Flat top

All stainless-steel construction

Available in any size

Available in Type 304 or 316
stainless steel



Sealed underside for ease of
cleaning

Fully welded construction

Available with or without shelf



Anti -vibration feet

cGMP stainless steel leveling adjustable
feet

Adjustable Height Tables



Adjustable Height Workstation Model 008735

Height adjustable 35" to 42" with fold-able hand crank


Custom racks to hold bins



Flexible arms to hold laptops or iPads

All stainless-steel construction

Available in any size



Available in Type 304 or
316 stainless steel

Laser-etched ruler for
accurate material cutting

Laminar Flow Tables With Power Strip



Laminar Flow Tables With Power Strip
Model 008735




All stainless steel construction

Duplex CGFI outlets

removable outlet strip for maintenance


Available with wheels or adjustable leveling feet



Removable insert pans for cleaning

Various hole patterns available

Bip Process Trays



Autoclave Trays
Model 008794


Perforated tray with drop handle

For use in autoclaves

Electropolish finish shown

#4 finish available

Custom sizes




Lyo Tray with Gate
Model 007258

Aluminium lyo tray with
stainless steel gate

Beveled leading edge for
unloading

Ultra hard clearcoat anodizing



Glass Vial Tray
Model 008997

Welded stainless steel tray

Retaining ring for unloading
and storing vials

Tall Storage Cabinet



Shelves adjustable in 1" increments

All stainless steel construction



Model 006026 36"W x 18" D x 78" H

Model 006027 36"W x 24" D x 78" H

Model 006028 48"W x 18" D x 78" H

Model 006029 48"W x 24" D x 78" H

Model 006024 30"W x 18" D x 78" H

Model 006025 30"W x 24" D x 78" H

Sanitary Hose Hangers



Sloped-Top Sanitary
Model 004590

Wall Mount

Removable

all stainless steel



Slots width size can
accommodate various tri-clover
fitting



Heavy-duty hose hanger
Model 005914

Rolled 12ga stainless steel

Available in any size

Terminology To Help You Design

Rolled



Rolled edge- Used on gowning benches and shelves

Bull Nose



Bull nose- Used on tables- gown benches

Marine Edge



Marine Edge - Used on counter tops, carts, desks, worksurfaces

Lip-Up Flange



Lip Up- this is used on cart shelf surfaces- use to contain what is on the worksurface

Lip-Down



Lip Down- used on cart shelves- good when the surface must be wiped down alot.

No Lip



No lip - Flat edges - easy to wipe clean

Sealed Underside



Sealed underside- Used on table desks benches. in cGMP facilities-

Laser Etched



Laser Etched- Used on tables as a ruler - Use on utility panels for identification.

Perforated



Perforated- Various hole patterns

Cleaned Weld



Cleaned weld- the burn marks are removed- the weld remains visible

Invisible Weld



Polished weld Invisible weld

Smooth Weld



Ground Smooth- The weld is cleaned and grounded smooth- not invisible

Worldwide Shipping Available

Custom Stainless Steel Solutions For The Pharmaceutical and Bio-Process Industries



Design Engineering Fabrication

www.BosioStainless.net



409 Industrial Dr
North Wales, PA 19454
Tel 215-699-4100